


# Gus Ponstingl Leak Detective




PO Box 30581  
Lincoln, NE 68503

t: 402-770-2272




Heavy mildew mold on bot-  
tom of gutter at corner.

Path of overflow



Low spot in grading outside




Stains on Rim Joist

Rust Spots on Duct

Water stains at top of wall

Water stain #2: 11'-12' from corner

Water stain #1: 9'-4" from corner




Paint deterioration along edge.




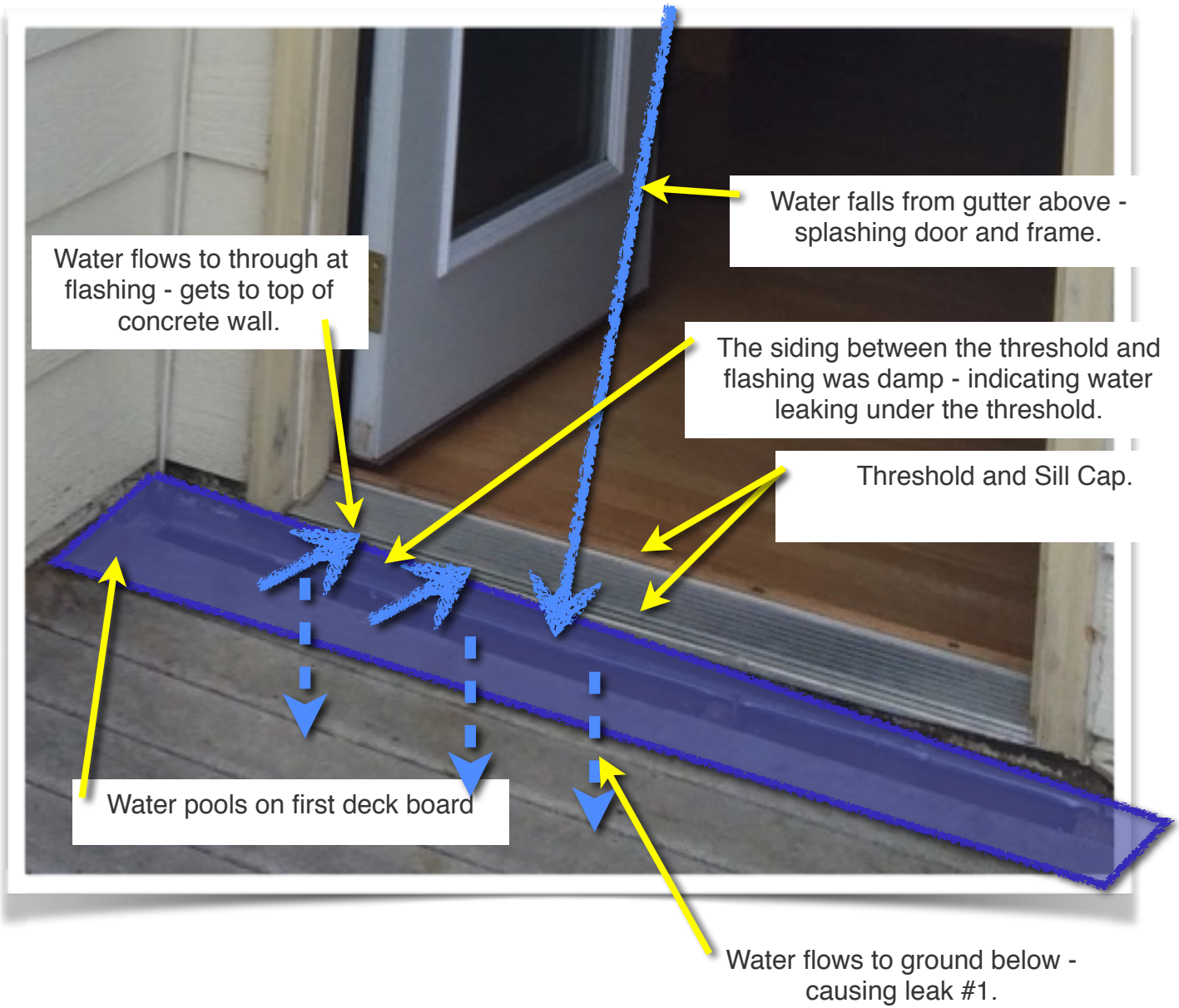
Possible mildew along door frame



Possible mildew along door frame







**Recommendation**

Our recommendation is the following 2 options:

- 1: A small splash shield - available at most Big Box hardware stores, or/and
- 2: Barnetts Valley Controller - available at Menards (check on-line for locations)

